

Robust V4A terminals for  
IP door communication.



- Voice and image
- Modular system
- State-of-the-art VoIP technology
- Use of existing networks



Baudisch

# Baudisch.SIP Module System Technology



## 01 SIP Module System

Our SIP Module System: Robust plug-in modules with V4A front for IP door communication with IP video.

Order your door station according to your requirements and take advantage of our wide range of modules. Whether surface- or flush-mounted, one button or several buttons, IP camera or RFID – you get exactly what you need.

## 02 Compatibility & Integration

Whether displaying the door video on SIP telephones, iPhone, iPad, Windows etc. or the flexible SIP connection of video door stations in telephone systems: Our products convince with extensive compatibility and ease of integration.



Product videos:

In our product videos you see the direct connection of our SIP video door stations with IP phones from well-known manufacturers, iPhone and iPad, PC workstation, etc.. Let us entertain you!

<http://www.baudisch.com/produktvideos>

# Examples of configurations

flush-mounted

on-wall

weather protection

2-fold



3-fold



4-fold





### 03 SIP DoorModule

The SIP DoorModule is a door intercom with loudspeaker, hands-free microphone and inputs for external call buttons.

The device is the ideal solution for vandal protection requirements or for outdoor applications. It includes a phone directory with 76 speed dialling numbers, which can be triggered via external buttons. The characteristic features of this robust intercom are fast call setup and very good audio quality. Further advantages are:

- Protection class IP65 with integrated poke-through protection as complete mechanical unit, which is mounted directly from the rear onto a front panel.
- Priority of voice from the control station; which means dialog is possible even if there are loud noises in the intercom's environment.
- An integrated switch with 24V output for direct CP-CAM connection or daisy chaining of several intercoms (e.g. in tunnels).
- Simple configuration via the in-built web server which is pre-installed in a required language version (German, English, French, Italian).
- Emergency call logic: Features such as redialling, call acceptance confirmation of the control station over DTMF, call forwarding to other destinations.
- **ECO:** Cost-optimised version without internal switch, CP-CAM, light relay, EasyLan, Matrix Module and Keypad Module.
- **PLUS:** Compared to the MAXI version but is working with a DSP audio chip for echo cancellation and open duplex.



Connections: 2x Ethernet over RJ45, push-fit screw terminal for 24V supply, 2 relays (door opener +light), Easy-Lan, direct call buttons, central call button, lighting output. Ribbon cable connector for matrix and KeypadModules.



CE mark: EMC to 2004/108 EC, EN 61000-6-2, EN 61000-6-3  
 Temperature range: -20 °C to +55 °C  
 Protection class: IP65 in conjunction with suitable housings.

PoE supply: Class 0, endspan or midspan for self-supply.  
 Operating voltage: 24 VDC as alternative to PoE supply  
 Power: max. 4 VA without, max. 8 VA with connected CP-CAM

Material: Aluminium housing and V4A front panel 2 mm  
 Dimensions: 109.5 x 109.5 x 43 mm (module with front panel).  
 Article No.: [33-1000](#) (MAXI DoorModule, without front panel)  
[33-0999](#) (ECO DoorModule, without front panel)  
[33-1384](#) (PLUS DoorModule, without front panel)  
[33-1119](#) (V4A front panel for DoorModule)

### 04 CP-CAM Steel

The CP-CAM Steel is an IP video camera with IR night vision function for use outdoors and in areas at risk of vandalism.

The CP-CAM has a flush design (2 mm V4A front panel), the lens is protected by a breakproof glass insert, which protects the product of any sabotage (in comparison to the hemispherical glass covers used by other manufacturers),

8 integrated IR spotlights ensure good illumination even at night.

**Display:** In the web browser using JAVA plug-in via Motion JPG, with possible image rotation in 90° steps. Individual frame mode over HTTP protocol in JPG format. Simultaneous access of several PCs is possible.

**Configuration:** Using web browser following authentication.

**Night vision:** Automatic switch-on of the IR function to night operating mode below the adjustable brightness value.

**UDP status:** Status messages over UDP for pop-up software.

**Camera:** VGA colour CMOS image sensor

**Lens:** 2.5 mm f1:2.0 with fixed aperture 2.0, focussing range 20 cm to infinity, viewing angle: horizontal approx. 83°, vertical approx. 65°, diagonal approx. 111°.

**Image resolution:** Colour image adjustable up to 640 x 480 (VGA). Hardware-based JPEG compression with max. 25 images per second with QVGA.

**Network:** 100BaseTX Ethernet interface.

**Connection:** Patch cable, 0.25 m to RJ45 socket included in scope of supply. Therefore direct operation with SIP DoorModule MAXI/PLUS is possible.

**CE mark:** EMC to 2004/108 EC, EN 61000-6-2, EN 61000-6-3

**Temperature range:** -20 °C to +55 °C  
(-20 °C after 15 minutes operating time).

**Protection class** IP65 in conjunction with suitable housings.

**PoE supply:** Class1, endspan (voltage is fed to the 4 data cables). Midspan (PoE on free cores) is not available.

**Operating voltage:** 24 VDC direct supply (20-36 V) on 2 free data cables as an alternative to PoE.

**Power:** Maximum 3 VA.


**Dimensions:** 109.5 x 109.5 x 42 mm (module with front panel).

**Weight:** approx. 370 g

**Article No.:** [33-1001](#) (CP-CAM Steel without front panel)

[33-1121](#) (V4A front panel for CP-CAM Steel)





### 05 Central call ButtonModule

To be connected to SIP DoorModule ECO/MAXI/PLUS -instead or together with the button module 1-4 buttons.

Vandalism protected stainless steel button with illuminated bi-colour (green/red) LED ring. Power for LED ring is drawn from SIP DoorModule.

Following operating conditions are displayed:

- Logging on, ready, establishing call, intercommunication

Dimensions: 109,5 x 109,5 x 35 mm (module with V4A front panel)

Weight: 220 g

Article No.: [33-1144](#) (Central ButtonModule incl. V4A front panel)



### 06 ButtonModule 1-4 buttons

The ButtonModules are connected directly to the SIP DoorModule ECO/MAXI/PLUS where they trigger adjustable speed dialling destinations.

The lettering is inserted from the rear with slide-in strips. LED background lighting is active as soon as the SIP server has been logged on. Power for LEDs is drawn from SIP DoorModule.

Article No.: [33-1488](#) (ButtonModule-1B incl. V4A front panel)

[33-1219](#) (ButtonModule-2B incl. V4A front panel)

[33-1504](#) (ButtonModule-3B incl. V4A front panel)

[33-1192](#) (ButtonModule-4B incl. V4A front panel)



### 07 EmergencyModule

The EmergencyModule is connected directly to the SIP DoorModule ECO/MAXI/PLUS

Vandalism protected, stainless steel push button with illuminated bi-colour LED ring (green/red) behind glass. With labeled foil: Emergency (yellow); Fire (red); Customized on request

Dimensions: 109,5 x 109,5 x 45 mm

Weight: 270 g

Article No.: [33-1437](#) (Module incl. V4A front panel)

[33-1459](#) (3 replacement lenses for EmergencyModule)

### 08 Key-Switch Module

The ModularSteel swiching module is consisting of a module front panel (V4A), profile cylinder lock, 2 relays and 2 LEDs.

Engraved according to customer requirements. Stainless steel buttons can for example also be integrated. Just contact us!

Dimensions: 109,5 x 109,5 x 2 mm  
Article No.: 33-1533 (Key-Switch Module)



### 09 LED-Module

In various designs used for visual indication of operating conditions. Based on customer preference a wide variety of operating conditions can be displayed by different colored foil including printed texts or symbols.

- 33-1513A LED-Module single „Info“: Not divided, large-scale lighted display field e.g. for company name or house number
- 33-1513B LED-Module double „Traffic light“: 2 lighted display fields e.g. for the visualization of turnstiles „Stop“/“Go“
- 33-1513C LED-Module quadruple „State“: 4 lighted display fields e.g. for the visualization of all four states of a door station „door call“, „door opening“, „speaking“, „not reached“




### 10 Mounting kits for customers' readers

Custom readers can be integrated in Baudisch door stations by using the Baudisch mounting kit. The reader is provided by the customer. An offer for the integration of new readers which are not listed are available on request.

- Article No.: 33-1468 (AUTEC XMP-TMC23xx)  
33-1467 (Interflex IF 7xx)  
33-1452 (KABA)  
33-1455 (Primion L58A)  
33-1451 (phg RELINO)  
... (the complete list is available on request)
- Module frame must be ordered separately:**  
33-1450 Front panel info module





## 11 SIP KeypadModule 16B

To be connected to SIP DoorModule MAXI/PLUS. The central call button module and the 1-4 button modules can be operated in parallel.

Allows entry of phone numbers, speed dialling numbers and Pin codes e.g. for door openers.

Keys in premium quality, anodised with blue back-light. Power for LEDs is drawn from SIP DoorModule.

Dimensions: 109,5 x 109,5 x 35 mm (module with front panel 2 mm)  
Weight: 345 g  
Article No.: [33-1202](#) (SIP KeypadModule 16B without front panel)  
[33-1198](#) (V4A front panel for SIP Keypad 16B)



## 12 SIP DisplayModule


To be connected to SIP DoorModule MAXI/PLUS. The central call button module and the 1-4 button modules can be operated in parallel.

For every SIP DoorModule MAXI/PLUS the following connections are possible

- 1 x DisplayModule with 60 destinations or
- 2 x DisplayModule with 30 destinations each or
- 4 x DisplayModule with 15 destinations each

Additional lettering with individual slid-in stripes from rear.

Dimensions: 109,5 x 109,5 x 35 mm (module with front panel 2 mm)  
Article No.: [33-1200](#) (SIP DisplayModule incl. V4A front panel kit)  
[33-1259](#) (SIP Display32 installation kit)



## 13 Diode MatrixModule

The SIP DoorModule MAXI/PLUS provides a digital interface via the ribbon cable connector, allowing to address up to 75 individual call buttons by arrangements of external diodes.

Each diode MatrixModule has screw type terminals to connect up to 15 call buttons. Each door station allows a cascading of five boards and the settings are made by jumpers.

Type: Open circuit board for installation in protected areas.  
Dimensions: 78 x 78 x 20 mm  
Weight: 100 g  
Article No.: [33-1127](#) (Diode MatrixModule)



## 14 MotionDetector

Temperature-independent radar motion detector. Adjustable sensitivity for recognition of persons from 3-10 meters. Integrated light sensor, can be used as twilight switch or to activate radar function. MAXI version features additionally EasyLAN interface and parameterization of all settings via data bus.

Due to radar technology, operation behind glass or wooden walls is possible.

Dimensions: 109,5 x 109,5 x 35 mm (module with front panel 2 mm)  
Weight: approx. 210 g  
Article No.: [36-0144](#) (MotionDetector ECO without front panel)  
[36-0145](#) (MotionDetector MAXI without front panel)  
[33-1176](#) (V4A front panel for MotionDetector)



## 15 TransponderReader ID6-Steel

Vandalism protected transponder reader with Baudisch.EasyLAN interface for connection to the central devices of the Baudisch access and time recording systems.

With 2 integrated switching relays and with optical (2 multi coloured LEDs) as well as acoustical status feedback.

Self contained access control for up to 5000 transponder chips.

Dimensions: 109,5 x 109,5 x 35 mm (module with front panel 2 mm)  
Article No.: [33-1197](#) (TransponderReader without front panel)  
[33-1176](#) (V4A front panel for TransponderReader)



## 16 Dummy front panel

Dummy front panel with mounting bolts for empty module spaces.

Dimensions: 109,5 x 109,5 x 35 mm (V4A front panel 2 mm)  
Weight: approx. 185 g  
Article No.: [33-1218](#) (Dummy front panel)

Note: The integration of customized technology is possible.  
Just contact us!





### 17 Module frame FB

Module frame (front bolting) to install Baudisch Module System units together with flush-mounting boxes, on-wall boxes or for direct wall mounting. Adequate screw sets (2 hole inward urge or Torx with safety pins) are available.

Colour: Anodized, natural  
Material: Aluminum

Article No.:

27-0281A (Module frame FB 1x1)	27-0281H (Module frame FB 5x1)
27-0281B (Module frame FB 2x1)	27-0281E (Module frame FB 2x2)
27-0281C (Module frame FB 3x1)	27-0281F (Module frame FB 3x2)
27-0281D (Module frame FB 4x1)	27-0281G (Module frame FB 4x2)



### 18 Flush-mounting box

With the flush-mounting box for modular system in conjunction with the module frame FB, the modules can conveniently and safely be mounted in a wall.

Material: V2A stainless steel

Article No.:

33-1573A (Flush-mounting box 1x1)	33-1573H (Flush-mounting box 5x1)
33-1573B (Flush-mounting box 2x1)	33-1573E (Flush-mounting box 2x2)
33-1573C (Flush-mounting box 3x1)	33-1573F (Flush-mounting box 3x2)
33-1573D (Flush-mounting box 4x1)	33-1573G (Flush-mounting box 4x2)

Flush boxes also are available with less depth.



### 19 On-wall box

With the on-wall box for modular system in conjunction with the module frame FB the modules can conveniently and safely be mounted on a wall.

Colour: White aluminum matt (RAL9006)  
Material: Steel sheet

Article No.:

33-1454A (On-wall box 1x1)	33-1454H (On-wall box 5x1)
33-1454B (On-wall box 2x1)	33-1454E (On-wall box 2x2)
33-1454C (On-wall box 3x1)	33-1454F (On-wall box 3x2)
33-1454D (On-wall box 4x1)	33-1454G (On-wall box 4x2)

## 20 Module frame RB

Module frame (rear bolting) to install units of the Baudisch Module System into a front panel available on site. The fixing have to be from the rear side.

Colour: Anodized, natural (alternative powder coating on request)  
Material: Aluminum

Article No.:

<a href="#">27-0235A</a> (Module frame RB 1x1)	<a href="#">27-0235H</a> (Module frame RB 5x1)
<a href="#">27-0235B</a> (Module frame RB 2x1)	<a href="#">27-0235E</a> (Module frame RB 2x2)
<a href="#">27-0235C</a> (Module frame RB 3x1)	<a href="#">27-0235F</a> (Module frame RB 3x2)
<a href="#">27-0235D</a> (Module frame RB 4x1)	<a href="#">27-0235G</a> (Module frame RB 4x2)



## 21 Module frame ST

Rear frame for flush installation in steel, mailbox or facade elements. Allows the rear mounting of the devices in a rectangular cutout of a stainless steel front plate according to our drawing. Mounting from rear side with weld studs.

Farbe: Anodized, black  
Material: Aluminium

Article No.:

<a href="#">27-0584A</a> (Module frame ST 1x1)	<a href="#">27-0584H</a> (Module frame ST 5x1)
<a href="#">27-0584B</a> (Module frame ST 2x1)	<a href="#">27-0584E</a> (Module frame ST 2x2)
<a href="#">27-0584C</a> (Module frame ST 3x1)	<a href="#">27-0584F</a> (Module frame ST 3x2)
<a href="#">27-0584D</a> (Module frame ST 4x1)	<a href="#">27-0584G</a> (Module frame ST 4x2)



## 22 ComStele

The robust V4A steles are suitable for flush integration of modules from the SIP module system or of a ComPanel. The steles are placed on a floor mounting and two guide tubes (steel, diameter = 38mm) are used for fixation and stabilization (mounted on finished or unfinished floor). Module frame ST is part of the delivery.

Material: V4A stainless steel, brushed, polished direction vertical

Dimensions: Widths 190 | 310 mm  
Heights 900 | 1100 | 1400 | 1750 | 2000 | 2500 mm

Article No.: On request (More info on website and in product catalog)





## 23 Weather protection cover

Weather protection cover for on-wall box FB.

Material: V4A stainless steel

Article No.:

33-1520A (Weather protection 1x1)	33-1520H (Weather protection 5x1)
33-1520B (Weather protection 2x1)	33-1520E (Weather protection 2x2)
33-1520C (Weather protection 3x1)	33-1520F (Weather protection 3x2)
33-1520D (Weather protection 4x1)	33-1520G (Weather protection 4x2)



## 24 System housings IP65

On wall system housings for the installation of 3 units of the Baudisch Module System. Massive version to be used at factory buildings or construction sites. Cable entry at the bottom of the housing.

Example of configuration (Figure):

CP-CAM-Steel, SIP Door Module MAXI/PLUS, SIP KeypadModule 16B

Colour: Top section RAL9006 white aluminum matt,  
bottom section black powder-coated

Material: Aluminium pressure die-casting

Article No.: 33-1123 (System housings IP65)



## 25 Central call button / Call button IP67

### Central call button

Vandalism protected stainless steel button with illuminated bi-coloured (green/red) LED ring. Power for LED ring is obtained from SIP Door Module. With 4 connection wires, each 8 cm.

Article No.: 33-1297 (Central call button)

### Call button IP67

Vandalism protected stainless steel button, without illumination. With 2 connection wires, each 8 cm. Diameter 19 mm, Depth 40 mm

Article No.: 33-1296 (Call button IP67)

## 26 CP-CAM Supply Interface / IO Interface

If the CP-CAM is not to be supplied over PoE but conventionally with 24 VDC instead, the **supply interface** allows simple looping in of the power supply to the free cores of the Ethernet supply.

Two digital IO ports directly at the camera can also be used as inputs or outputs for special projects (e.g. remote control via the web). The **IO interface** (fully equipped version of the supply interface) implements these on 2 inputs with electrical isolation (opto-couplers) or 2 outputs (relays, 24V 1A) and enables the necessary power supply to be fed in from 24 VDC.

Article No.: [33-0901](#) (CP-CAM supply interface with I/O functions)  
[33-0901E](#) (CP-CAM supply interface, no I/O functions)




## 27 LAN-Secure Adapter

When IP components are installed in public areas it is necessary to ensure that in the event of sabotage, it is not possible to access data in the company's Intranet via the external network cable.

This is achieved by installing the LAN-Secure Adapter between the camera and the network (switch) in conjunction with a sabotage contact in the housing of the intercom or at installation site of the camera. This module is looped in a protected area in the network cable. In case of sabotage, it completely separates the line and the power supply.

More information is found in the product catalog.

Article No.: [33-0216](#) (LAN-Secure Adapter)



## 28 LAN-Secure Switch

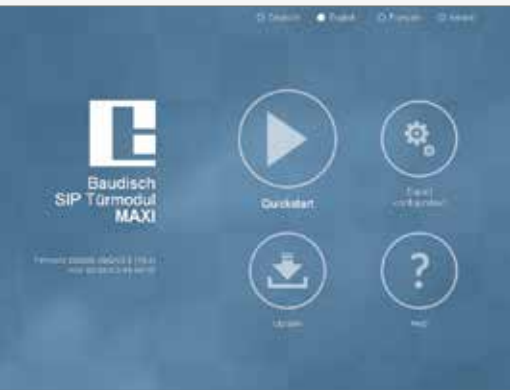

The LAN-Secure Switch with PoE protects network and data against wanton hardware destruction and unauthorized network access.

Intelligent sabotage loops report attempts to manipulate the connected devices. In this case the connection to the network is physically disconnected via the Ethernet uplink. Via an optocoupler input is e.g. the connection to a building management system possible.

More information is found in the product catalog.

Article No.: [33-1381](#) (LAN-Secure Switch)





## 29 Configuration via web server

Both the SIP door modules and the CP-CAM-Steel provide numerous adjustment options and functional features for the user.

To achieve this, both systems have built-in web servers, which can be reached from any PC in the network via the web browser. The multilingual web interface (German, English, French and Italian) makes starting up and maintenance considerably easier.

The web interface has also been developed in-house by Baudisch. The quality of the interface is therefore clearly European distinguishing it from imported products. All dialogs are of course protected by a user password.



## 30 Functions of the SIP software

Phone directory: 1 central call number, 4 direct calls, alternatively up to 75 direct calls through diode matrix modules 33-1127 (see page 8).

Call logic: Parametrised call redial if destination unavailable and call forwarding to other destinations in the same group.

Announcements: 2 individual wave files can be installed for call identification (the called person therefore hears where the call originates) and as ringing tone (playback at the loudspeaker and to the caller).

Door opening: DTMF suffix dialling, code for each call destination can be set separately.

SIP Codecs: iLBC, Speex, PCMU, PCMA, GSM 6.10, G.726-32

Bootloader: The whole software can be updated over IP.

UDP status: A UDP status message cyclically displays the operating status and the call number of the respective remote devices. This acts as an interface for building management systems and to control the video pop-up software.



## 31 Compatibility

The Baudisch.SIP door module has to date been tested with the following system solutions and is compatible with their software:

- Siptgate.de
- 3CX Free Edition
- Asterisk
- telpho10
- Asterisk Cluster
- FOXFON
- easyPBX
- Swyx
- Siemens HiPath, Open Office
- Octopus NetPhone
- Starface
- ...

You find our complete **compatibility list** on our website!



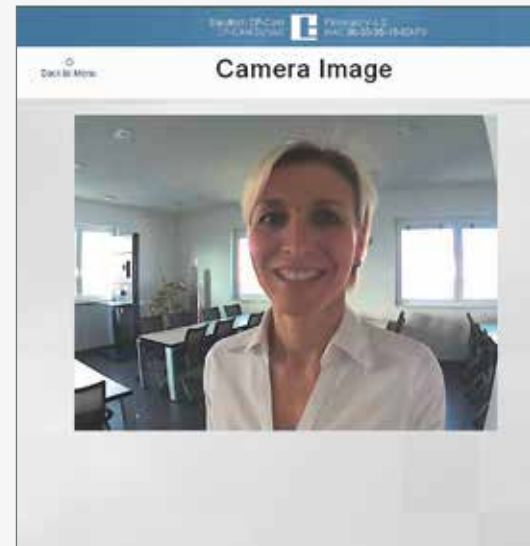
## 32 Video display in the web browser

A major advantage is that the video data of the CP-CAM can be called up directly via the IP network, independent of a voice connection or the SIP server.

The coloured video images can be viewed in several places in the network (even simultaneously) via the web browser, without any additional components.

If necessary, a protected access with password protects the camera images against unauthorized access.

Worldwide access to the camera images is possible if the user's network has an appropriately configured router.



## 33 CP-CAM-Viewer

As an alternative to video display in a web browser, this software enables automatic display (pop-up) of the door video image on the screen.

With the incoming call, the image of the matching Baudisch IP camera is immediately displayed at the called workstation PC - which saves the user having to manually start the display and to manually select the camera.

By mouse click, the door can be opened and the light can be turned on. It is also possible to save single images or videos.

Article No.:        [36-0213](#) (Basic license (pop-up))  
                         [36-0213E](#) (Additional licenses for additional cameras)  
                         [36-0213S](#) (Recording license (print/save/record))



## 34 IP phones

Door communication on the desk directly via the VoIP phone. Consistent use of open standards and interfaces allows easy integration of Baudisch SIP video door stations. We work closely together with manufacturers of VoIP devices, e.g. snom, Auerswald, Gigaset, Siemens, Innovaphone, Tiptel, and much more.

Key Features:

- Video display for an incoming call before answering
- Door opening, light switch via keystroke

Detailed information and application notes are available on request. Corresponding product videos and the compatibility list are found on our website.





Baudisch

# Baudisch. Communication & Security

An astonishingly wide range of possibilities.

Made in Germany.



SIP video door stations



ComStele – stanchions



ModularSteel – V4A modules



TouchMe – IP indoor door station

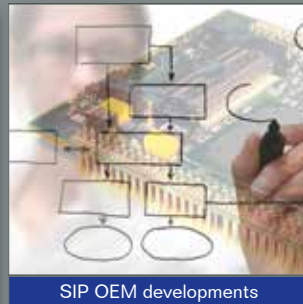


Highend door station



Visitor CommunicationPanel

We would be pleased to advise you about these other products of our firm.  
Simply contact us.



SIP OEM developments



Compact door stations



RFID solutions



IP video door cameras

**BAUDISCH**

**Baudisch Intercom GmbH**

Im Gewerbegebiet 7-9  
73116 Wäschenbeuren  
Germany

+49 71 72 / 9 26 13 - 60 tel  
+49 71 72 / 9 26 13 - 32 fax

sales@baudisch.com  
www.baudisch.com